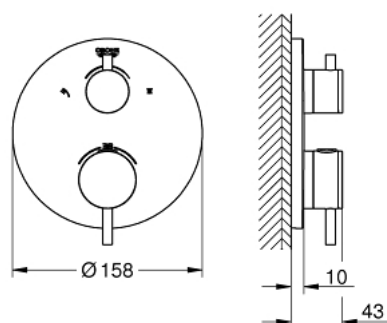



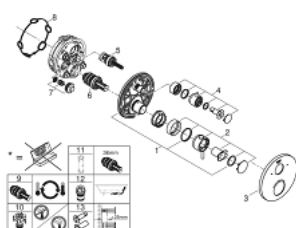
24 135 AL3 ATRIO THERMOSTATIC SHOWER MIXER FOR 2 OUTLETS WITH INTEGRATED SHUT OFF/DIVERTER VALVE



PRODUCT DESCRIPTION

- Colour: brushed hard graphite
- set for final installation for
- GROHE Rapido SmartBox (35 600/35 604)
- GROHE TurboStat compact cartridge with wax thermoelement
- GROHE Long-Life finish
- GROHE FastFixation escutcheon with covered shaft sealing and covered fixing
- metal escutcheon, retroactively 6° adjustable
- printed head and hand shower symbol
- GROHE SafeStop safety button at 38°C
- GROHE SafeStop Plus optional temperature limiter at 43°C or 46°C included
- GROHE AquaDimmer, integrated shut off/diverter valve
- metal handles
- flow performance: outlet B = 27 l/min, outlet C = 30 l/min
- without roughing-in set

24 135 AL3 ATRIO THERMOSTATIC SHOWER MIXER FOR 2 OUTLETS WITH INTEGRATED SHUT OFF/DIVERTER VALVE



SPARE PARTS, January 2018 – now

- 1: Mounting plate (Order-nr. 49080000)
- 2: Temperature control handle (Order-nr. 49089AL0)
- 3: Escutcheon (Order-nr. 49074AL0)
- 4: Shut-off handle Aquadimmer (Order-nr. 49090AL0)
- 5: Aquadimmer (Order-nr. 49084000)
- 6: Thermostatic compact cartridge 3/4" (Order-nr. 49028000)
- 7: Non-return valve (Order-nr. 49085000)
- 8: Seal (Order-nr. 48360000)
- 9: GROHE TurboStat cartridge 3/4" (Order-nr. 49003000)*
- 10: Service stops (Order-nr. 1405300M)*
- 11: Socket spanner (Order-nr. 49059000)*
- 12: Backflow protection combination (EN1717) (Order-nr. 14055000)*
- 13: Universal extension set 2-handle thermostats, 25 mm (Order-nr. 14058000)

*

*Special accessories