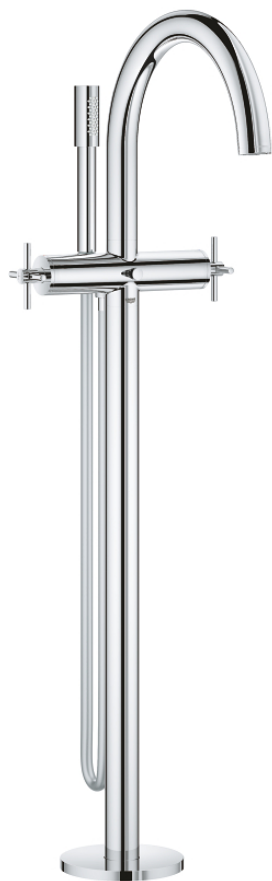
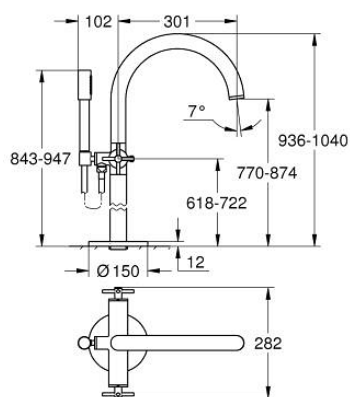


25 044 003 **ATRIO BATH MIXER 1/2"**

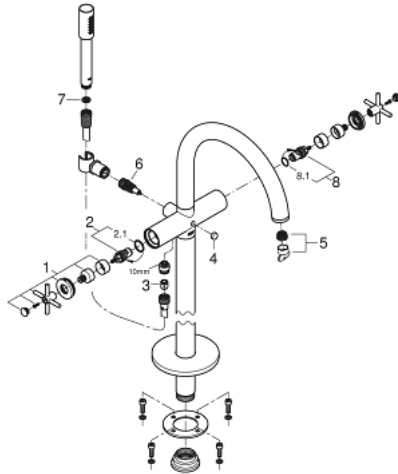


PRODUCT DESCRIPTION

- Colour: chrome
- floor-mounted installation with high pillar unions (765 mm)
- set for final installation for
- 45 984 001
- without roughing-in set
- ceramic headparts 1/2", 90°
- GROHE Long-Life finish
- automatic diverter: bath/shower
- spout with mousseur
- projection 301 mm
- integrated non-return valve in the shower outlet 1/2"
- hand shower Rainshower Aqua Stick (26 465)
- with shower holder
- Silverflex shower hose 1250 mm 1/2" x 1/2" (28 362)
- protected against backflow
- with cross handles
- Two different sets of caps included. One set with "H" and "C" marking, one set without marking.



25 044 003 ATRIO BATH MIXER 1/2"



SPARE PARTS, October 2018 – now

- 1: Pair of handles (Order-nr. 48406000)
- 2: Ceramic headpart 1/2" (Order-nr. 45883000)
- 2.1: O-ring Ø 18.2 x Ø 1.7 (Order-nr. 0392400M)
- 3: Non-return valve (Order-nr. 08565000)
- 4: Diverter knob (Order-nr. 64989000)
- 5: Mousseur (Order-nr. 13926000)
- 6: Diverter (Order-nr. 48407000)
- 7: Dirt strainer (Order-nr. 0700200M)
- 8: Ceramic headpart 1/2" (Order-nr. 45882000)
- 8.1: O-ring Ø 18.2 x Ø 1.7 (Order-nr. 0392400M)