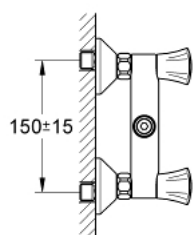
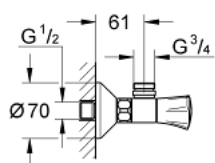


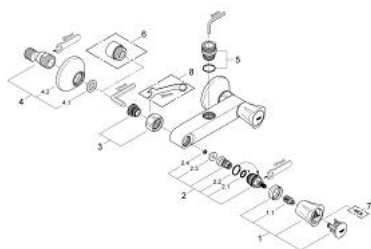
26 015 001 **COSTA L SOLID BASIN MIXER 1/2"**



PRODUCT DESCRIPTION

- Colour: chrome
- wall mounted
- metal handles
- heat insulated
- screwable
- GROHE Long-Life headpart
- S-unions
- GROHE Long-Life finish

26 015 001 **COSTA L SOLID BASIN MIXER 1/2"**



SPARE PARTS, October 2009 – now

- 1: Handle (Order-nr. 45994000)
- 1.1: Snap insert (Order-nr. 0538600M)
- 2: Headpart 1/2" (Order-nr. 07146000)
- 2.1: Sealing washer Ø 6 x Ø 2 (Order-nr. 0128300M)
- 2.2: O-ring Ø 18.2 x Ø 1.7 (Order-nr. 0392400M)
- 2.3: Seal (Order-nr. 0529100M)
- 3: Screw connection 1/2" (Order-nr. 45044000)
- 4: S-union (Order-nr. 12075000)
- 4.1: Seal (Order-nr. 0138600M)
- 4.2: Escutcheon (Order-nr. 0221000M)
- 5: Nipple (Order-nr. 45247000)
- 6: Extension 3/4", 20 mm (Order-nr. 0713000M)*
- 7: Screw for Costa/Avina products (Order-nr. 48013000)*
- 8: Special spanner (Order-nr. 19377000)*

*Special accessories